
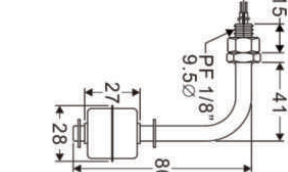

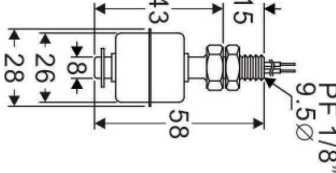

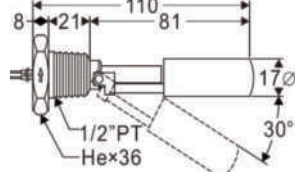

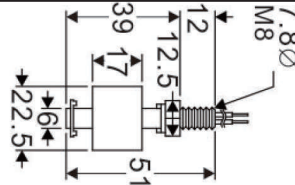

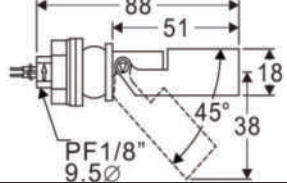




PRODUCT/ MANUAL VALVE

LS series Float valve

LS-HS		
LS-LS		
LS-TS		
LS-HV		
LS-TV		

Model	LS-HS	LS-LS	LS-TS	LS-HV	LS-TV
Operation	ON for float rise			OFF for float rise	
Max switching capacity	50W	50W	50W	10W	50W
Max switching voltage	200VDC	200VDC	200VDC	100VDC	200VDC
Max switching current	1.0A	1.0A	1.0A	0.5A	1.0A
Max contact resistance	0.2Ω	0.2Ω	0.2Ω	0.2Ω	0.2Ω
Reversible switch action	Yes				
Operating temperature	-20 - 120°C	-20 - 120°C	-20 - 120°C	0 - 80°C	0 - 105°C
Material	Float : S.S304 (S.S316); Case : S.S304 (S.S316)			Float : PP foam Case : PP resin	Float : PP resin Case : PP resin
Float gravity	0.8	0.8	0.8	0.64	0.65